

Name: \_\_\_\_\_

# SNOW DAY LEARNING BOOKLET

2



**WCA Grade 2**  
**AMI Learning Packet**  
**Day 1**

Name \_\_\_\_\_



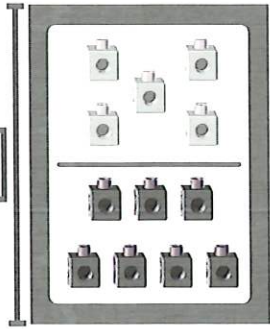
# Additional Practice 1-8

## Practice Addition and Subtraction Facts

**Another Look!** You can use strategies to help you practice addition and subtraction facts.

Find  $12 - 7$ .

12



You can think about the relationship between addition and subtraction and use related facts.



7 plus how many more is 12?

or

$$7 + 5 = 12$$

$$\text{So, } 12 - 7 = 5.$$

**HOME ACTIVITY** Give your child the following numbers: 5, 6, and 11. Tell your child to write the fact family for these numbers as quickly as he or she can.



Add or subtract. Use any strategy.

1. 
$$\begin{array}{r} 11 \\ - 5 \\ \hline \end{array}$$
  
6

2. 
$$\begin{array}{r} 12 \\ - 6 \\ \hline \end{array}$$

3. 
$$\begin{array}{r} 7 \\ + 6 \\ \hline \end{array}$$

4. 
$$\begin{array}{r} 2 \\ + 1 \\ \hline \end{array}$$

5. 
$$\begin{array}{r} 12 \\ - 3 \\ \hline \end{array}$$


6. 
$$\begin{array}{r} 8 \\ + 8 \\ \hline \end{array}$$

## Sentence picture match

Pick the best sentence to match the picture.

A bug is on the dog.

A bug is in the bag.



The bed is big.

A box is on the bed.



The bad bat bit him.

A bad man is on the bus.



The bug is red.

A bug is in the web.



Bob hid in the box.


Bob had a job.



Dad got mad.

Dad is in the mud.





COLOR IT

The girl  
makes a jar  
of honey.

TRACE IT

The girl makes a  
jar of honey.

BOX IT

the girl makes a  
jar of honey.

COPY IT

Blank handwriting lines for copying the sentence.

**WCA Grade 2**  
**AMI Learning Packet**  
**Day 2**


Name \_\_\_\_\_




# Additional Practice 2-2

## Continue Even and Odd Numbers

**Another Look!** The pictures show an even and an odd number.



10 even odd



7 even odd

2, 4, 6, 8, 10

The last top square does **NOT** have a pair.

Write an equation for each picture.

5 + 5 = 10

4 + 3 = 7

**HOME ACTIVITY** Draw squares to show an even number. Have your child tell if the number is even or odd. Then, ask your child to write an equation that represents the picture and tell why the number is even.



You can count the squares by 2s to tell if the number is even.

Write the number for the picture. Circle even or odd. Then write the equation.



\_\_\_\_\_ even odd  
\_\_\_\_\_ + \_\_\_\_\_ = \_\_\_\_\_



\_\_\_\_\_ even odd  
\_\_\_\_\_ + \_\_\_\_\_ = \_\_\_\_\_



\_\_\_\_\_ even odd  
\_\_\_\_\_ + \_\_\_\_\_ = \_\_\_\_\_

sh

### Sentence picture match



He shut his shin in the shed.



The cash is in the shed.

I wish I had a shell.



I wish I had a ship.

His pet fish has a rash.



His pet hid in a shell.

She had a gash on the leg.



She had mash in a dish.

He had to rush to get the bus.



He had to wash the bus.

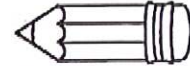
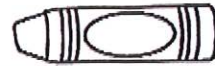
The bug in the shell gave her a shock.



She got a shock as she sat on the mesh.







COLOR IT

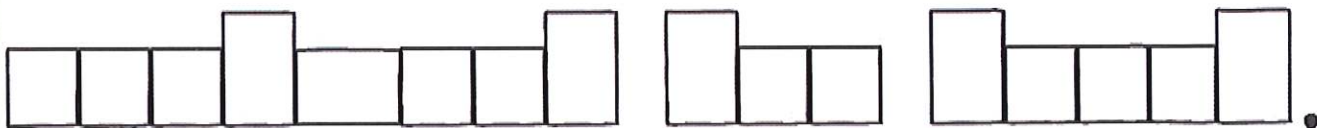
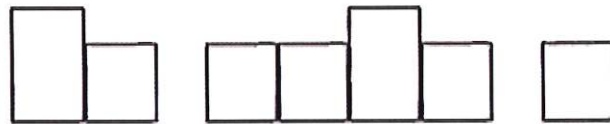
He eats a sandwich for lunch.

TRACE IT

He eats a

sandwich for lunch.

BOX IT



COPY IT

Blank handwriting lines for copying the sentence.

**WCA Grade 2**  
**AMI Learning Packet**  
**Day 3**

Name \_\_\_\_\_



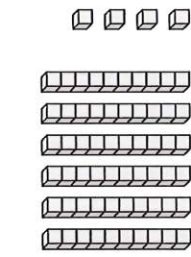
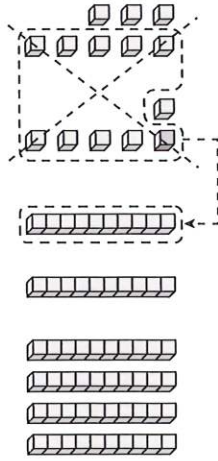
# Additional Practice 4-1

## Add 2-Digit Numbers Using Models

**Another Look!** You can use these steps to add. Add  $46 + 18$ .

**Step 1:** Show the tens and ones for 46 and 18.

Make 1 ten with 10 ones.



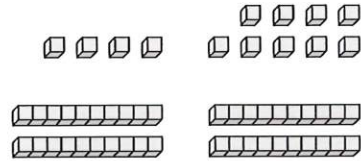
So,  $46 + 18 = 64$ .

**HOME ACTIVITY** Ask your child to show you how to add  $27 + 34$  using place-value blocks. Have your child explain each step of the addition.

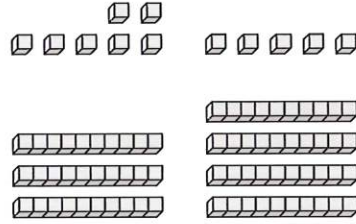


Add. Use place-value blocks to find each sum. Regroup if needed.

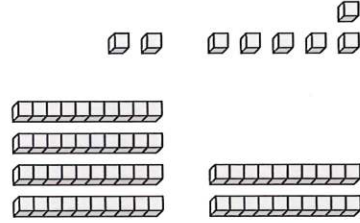
1.  $24 + 29 =$  \_\_\_\_\_



2.  $37 + 45 =$  \_\_\_\_\_



3.  $42 + 26 =$  \_\_\_\_\_



## Sentence picture match

He got a punch on the chin.

His lunch is in the chest.



I have had too much lunch.

We had a chat at lunch.



Do not chop up my chess set.

His chess set is in such a mess.




The rich man swung on a branch.

The rich man sat on the bench.



He had a bunch of chicks.



Do not chuck chips at my pet chick.



The dog has lunch.

The dog has a check.





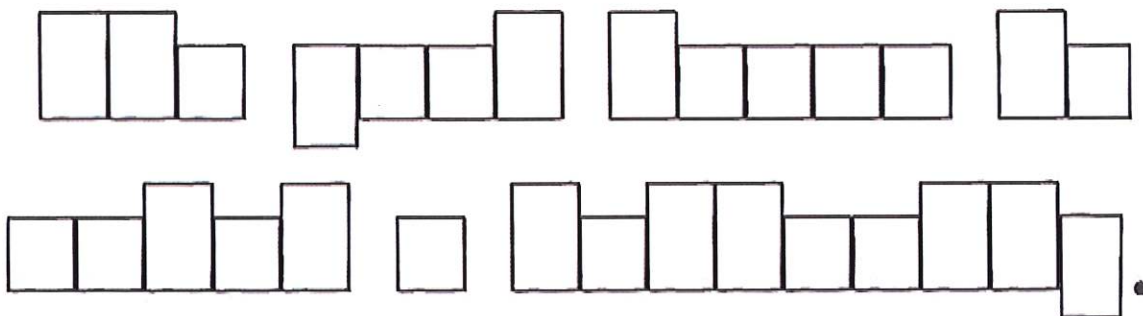
COLOR IT

The girl tries  
to catch a  
butterfly.

TRACE IT

The girl tries to  
catch a butterfly.

BOX IT



COPY IT

Blank handwriting lines for copying the sentence.

**WCA Grade 2**  
**AMI Learning Packet**  
**Day 4**

Name \_\_\_\_\_



# Additional Practice 4-4

## Add Using Mental Math and Partial Sums

**Another Look!** Find  $34 + 27$ .

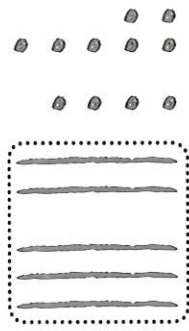
### Step 1

Draw the addends.

Add the tens.

3 tens + 2 tens


$$30 + 20 = \underline{50}$$



### Step 2

Add the ones.

$$4 + 7 = \underline{\quad}$$



### Step 3

Record your work.

Add the partial sums.

	Tens	Ones
+	3	4
	2	7
Tens:	5	0
Ones:	1	1
Sum:	6	1

So,  $34 + 27 = 61$ .

**HOME ACTIVITY** Write  $28 + 45$  on a sheet of paper. Have your child find the sum using drawn place-value blocks and partial sums. Once finished, have your child explain his or her work.



Write the addition problem. Add. Use drawings of blocks and partial sums.

1.  $18 + 26$

	Tens	Ones
+		
Tens:		
Ones:		
Sum:		

2.  $75 + 14$

	Tens	Ones
+		
Tens:		
Ones:		
Sum:		

3.  $31 + 39$

	Tens	Ones
+		
Tens:		
Ones:		
Sum:		

4.  $37 + 25$

	Tens	Ones
+		
Tens:		
Ones:		
Sum:		

## End consonants

### Sentence picture match

Pick the best sentence to match the picture.

Frank left his golf ball in the tent.

Frank had to hunt his lost golf ball.



The king drank the cold milk.

The king fell in the cold pond.



The gang sat on the old plank.

The gang sat on the soft sand.




Sandy will hang up the belt.

Sandy sold the old belt.



That thing has long fangs.

That thing has a long sting.



I think that skunk is as soft as silk.

I think that skunk stinks and pongs.







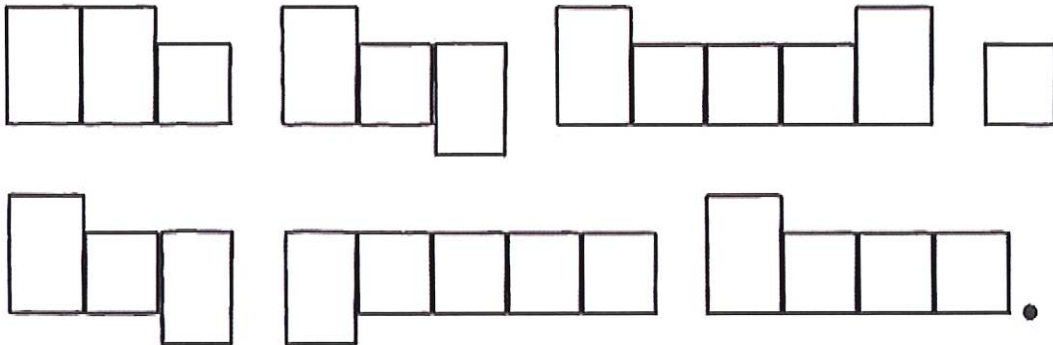
COLOR IT

The boy  
found a big  
green tree.

TRACE IT

The boy found a  
big green tree.

BOX IT



COPY IT

Blank handwriting lines for copying the sentence. Each line set consists of a solid top line, a dashed middle line, and a solid bottom line.

**WCA Grade 2**  
**AMI Learning Packet**  
**Day 5**

Name \_\_\_\_\_



# Additional Practice 4-3

## Add with Partial Sums

**Another Look!** Find  $32 + 45$ . Use partial sums and drawings of place-value blocks.

Write the problem this way.  $32 + 45 = ?$

**Step 1:** Add the tens  $30 + 40 = 70$

**Step 2:** Add the ones.  $2 + 5 = 7$

**Step 3:** Add the partial sums.  $70 + 7 = 77$

So,  $32 + 45 = 77$ .

Show each addend as tens and ones.

Draw



**HOME ACTIVITY** Ask your child to show you how to add  $24 + 33$  using drawings of place-value blocks and partial sums.



Add. Use partial sums. Draw blocks if you need to.

1.  $23 + 16 =$  \_\_\_\_\_

Add the tens.

\_\_\_\_\_ + \_\_\_\_\_ = \_\_\_\_\_

Add the ones.

\_\_\_\_\_ + \_\_\_\_\_ = \_\_\_\_\_

Add the partial sums.

\_\_\_\_\_ + \_\_\_\_\_ = \_\_\_\_\_

2.  $35 + 29 =$  \_\_\_\_\_

Add the tens.

\_\_\_\_\_ + \_\_\_\_\_ = \_\_\_\_\_

Add the ones.

\_\_\_\_\_ + \_\_\_\_\_ = \_\_\_\_\_

Add the partial sums.

\_\_\_\_\_ + \_\_\_\_\_ = \_\_\_\_\_



oi oy

### Sentence picture match

Pick the best sentence to match the picture.

The boy slipped on the oil.

The boy ate an oyster.

His coins fell in the toilet.

His toilet makes a bad noise.

He thinks her voice makes a bad noise.

He enjoys her voice.

The witch had a coil of rope.

The witch enjoys stealing toys.


Roy does not enjoy eating boiled food.

Roy is annoyed by noise.

The mad doctor put poison on the soil.

The good doctor put ointment on the cut.





COLOR IT


She finishes  
building a  
snowman.

TRACE IT

She finishes

building a snowman.

BOX IT



COPY IT

Blank handwriting lines for copying the sentence.

**WCA Grade 2**  
**AMI Learning Packet**  
**Day 6**

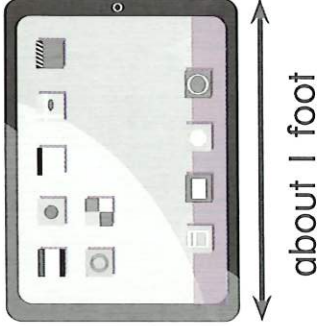
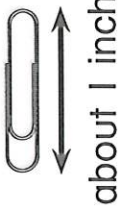
Name \_\_\_\_\_




# Additional Practice 12-1 Estimating Length

## Another Look!

A small paper clip is about 1 inch long. A tablet computer is about 1 foot long. There are 12 inches in 1 foot.




A scarf is about 1 yard long. There are 3 feet in 1 yard.

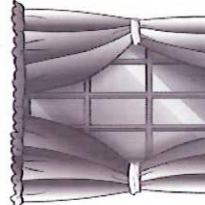



**HOME ACTIVITY** Have your child identify three objects that are about 1 inch, 1 foot, and 1 yard in length or height.



About how long or tall is each object? Circle the answer.

- 

about 1 inch  
about 1 foot  
about 1 yard
- 

about 1 inch  
about 1 foot  
about 1 yard
- 

about 1 inch  
about 1 foot  
about 1 yard



ui ue ew

### Sentence picture match

Pick the best sentence to match the picture.

The wind blew his hat onto the roof.

The wind blew the newspaper.

I use a spoon to eat my fruit.

I use a spoon to stir my tea.

He used a broom to sweep the path.

He used a broom to clean his room.

The crew felt ill after eating the stew.

The crew like to drink juice.

He grew a fruit tree in his garden.


He grew horns when he looked at the moon.

They threw him into the pool.

They threw a ball for the dog.







COLOR IT

She enjoys  
drinking  
hot cocoa.

TRACE IT

She enjoys  
drinking hot cocoa.

BOX IT

She enjoys  
drinking hot cocoa.

COPY IT

Blank handwriting lines for copying the sentence.